

Customer Quote



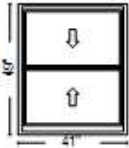
Pella Corporation
pella.com

Advanced Home Exterior, LLC

Distributed by: ABC Supply #0009

Customer Name	Deliver To Address	Order Information
<p>██████████</p> <p>██████████, ██████████</p> <p>Primary</p>		<p>Estimated Delivery Date: 09/02/2024</p> <p>Order Number: P24</p> <p>Quote Number: 18529336</p> <p>Final Wall Depth:</p> <p>Customer PO:</p>

Outside View	Line #	Qty	Description	Item Price	Ext'd Price
--------------	--------	-----	-------------	------------	-------------



10

1

Pella Reserve, Traditional Double Hung, 41 X 49, Black

\$1,498.16

\$1,498.16

1: Non-Standard Size Non-Standard Size Double Hung, Equal

General Information: Standard, Luxury, Clad, Pine, 5", 3 11/16"

Exterior Color / Finish: Painted, Standard EnduraClad, Black

Interior Color / Finish: Prefinished White Paint Interior

Sash / Panel: Putty Glaze, Ogee, Standard, No Sash Lugs

Glass: Insulated Dual Low-E AdvancedComfort Low-E Insulating Glass Argon Non High Altitude

Hardware Options: Cam-Action Lock, White, No Window Opening Control Device, No Limited Opening Hardware, Order Sash Lift, No Integrated Sensor

Screen: Full Screen, Standard EnduraClad, Black, Standard, InView™

Performance Information: U-Factor 0.25, SHGC 0.28, VLT 0.52, CPD PEL-N-232-01165-00001, Performance Class CW, PG 50, Calculated Positive DP Rating 50, Calculated Negative DP Rating 50, STC 28, OITC 24, Clear Opening Width 37.625, Clear Opening Height 20.062, Clear Opening Area 5.241894, Egress Does not meet typical United States egress, but may comply with local code requirements

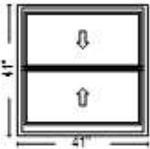
Grille: No Grille,

Wrapping Information: Foldout Fins, Factory Applied, No Exterior Trim, 4 9/16", 5 7/8", Standard Four Sided Jamb Extension, Factory Applied, Pella Recommended Clearance, Perimeter Length = 180".

Location: None Assigned

Rough Opening 41.75" X 49.75"

Outside View	Line #	Qty	Description	Item Price	Ext'd Price
--------------	--------	-----	-------------	------------	-------------



15

1

Pella Reserve, Traditional Double Hung, 41 X 41, Black

\$1,272.52

\$1,272.52

1: Non-Standard Size Non-Standard Size Double Hung, Equal

General Information: Standard, Luxury, Clad, Pine, 5", 3 11/16"

Exterior Color / Finish: Painted, Standard EnduraClad, Black

Interior Color / Finish: Prefinished White Paint Interior

Sash / Panel: Putty Glaze, Ogee, Standard, No Sash Lugs

Glass: Insulated Dual Low-E AdvancedComfort Low-E Insulating Glass Argon Non High Altitude

Hardware Options: Cam-Action Lock, White, No Window Opening Control Device, No Limited Opening Hardware, Order Sash Lift, No Integrated Sensor

Screen: Full Screen, Standard EnduraClad, Black, Standard, InView™

Performance Information: U-Factor 0.25, SHGC 0.28, VLT 0.52, CPD PEL-N-232-01165-00001, Performance Class CW, PG 50, Calculated Positive DP Rating 50, Calculated Negative DP Rating 50, STC 28, OITC 24, Clear Opening Width 37.625, Clear Opening Height 16.062, Clear Opening Area 4.196755, Egress Does not meet typical United States egress, but may comply with local code requirements

Grille: No Grille,

Wrapping Information: Foldout Fins, Factory Applied, No Exterior Trim, 4 9/16", 5 7/8", Standard Four Sided Jamb Extension, Factory Applied, Pella Recommended Clearance, Perimeter Length = 164".

Location: None Assigned

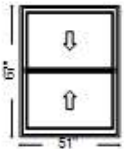
Rough Opening 41.75" X 41.75"

For more information regarding the finishing, maintenance, service and warranty of all Pella® products, visit the Pella® website at www.pella.com

Outside View	Line #	Qty	Description	Item Price	Ext'd Price
	20	1	Pella Reserve, Traditional Double Hung, 51 X 67, Black 1: Non-Standard Size Non-Standard Size Double Hung, Equal General Information: Impact, Luxury, Clad, Pine, 5 7/8", 4 9/16" Exterior Color / Finish: Painted, Standard EnduraClad, Black Interior Color / Finish: Prefinished White Paint Interior Sash / Panel: Putty Glaze, Ogee, Standard, No Sash Lugs Glass: Insulated Dual Impact Annealed Low-E PVB Advanced Low-E Insulating Glass Argon Non High Altitude Hardware Options: Upgraded Balance, Cam-Action Lock, Matte Black, No Window Opening Control Device, No Limited Opening Hardware, Order Sash Lift, No Integrated Sensor Screen: Full Screen, Standard EnduraClad, Black, Premium, InView™ Performance Information: U-Factor 0.28, SHGC 0.25, VLT 0.47, CPD PEL-N-235-02737-00001, Performance Class CW, PG 50, Calculated Positive DP Rating 50, Calculated Negative DP Rating 50, STC 33, OITC 29, Clear Opening Width 46.072, Clear Opening Height 20.875, Clear Opening Area 6.67884, Egress Does not meet typical United States egress, but may comply with local code requirements Grille: No Grille, Wrapping Information: Foldout Fins, Factory Applied, No Exterior Trim, 4 9/16", 5 7/8", Factory Applied, Pella Recommended Clearance, Perimeter Length = 236".	\$3,481.96	\$3,481.96


Location: None Assigned

Rough Opening 51.75" X 67.75"

Outside View	Line #	Qty	Description	Item Price	Ext'd Price
	25	1	Pella Reserve, Traditional Double Hung, 51 X 67, Black 1: Non-Standard Size Non-Standard Size Double Hung, Equal General Information: Impact, Luxury, Clad, Pine, 5 7/8", 4 9/16" Exterior Color / Finish: Painted, Standard EnduraClad, Black Interior Color / Finish: Prefinished White Paint Interior Sash / Panel: Putty Glaze, Ogee, Standard, No Sash Lugs Glass: Insulated Dual Impact Annealed Low-E PVB Advanced Low-E Insulating Glass Argon Non High Altitude Hardware Options: Upgraded Balance, Cam-Action Lock, Matte Black, No Window Opening Control Device, No Limited Opening Hardware, Order Sash Lift, No Integrated Sensor Screen: Full Screen, Standard EnduraClad, Black, Premium, InView™ Performance Information: U-Factor 0.28, SHGC 0.25, VLT 0.47, CPD PEL-N-235-02737-00001, Performance Class CW, PG 50, Calculated Positive DP Rating 50, Calculated Negative DP Rating 50, STC 33, OITC 29, Clear Opening Width 46.072, Clear Opening Height 20.875, Clear Opening Area 6.67884, Egress Does not meet typical United States egress, but may comply with local code requirements Grille: No Grille, Wrapping Information: Foldout Fins, Factory Applied, No Exterior Trim, 4 9/16", 5 7/8", Factory Applied, Pella Recommended Clearance, Perimeter Length = 236".	\$3,481.96	\$3,481.96

Location: None Assigned

Rough Opening 51.75" X 67.75"

Outside View	Line #	Qty	Description	Item Price	Ext'd Price
	30	8	Wood Products 3 1/2 Colonial 1, Length: 72, Prefinished White. Wood Type: Pine 1: Accessory General Information: Pine, 3 1/2 Colonial 1 Interior Color / Finish: Prefinished White Paint Interior Wrapping Information: Perimeter Length = 0".	\$28.07	\$224.56

Location: None Assigned

For more information regarding the finishing, maintenance, service and warranty of all Pella® products, visit the Pella® website at www.pella.com

Customer:
er:

Project Name: **CHEN CANADA**

Quote Number: 18529336

Outside View	Line #	Qty	Description	Item Price	Ext'd Price
	35	8	Wood Products 3 1/2 Colonial 1, Length: 96, Prefinished White. Wood Type: Pine	\$38.39	\$307.12



1: Accessory
General Information: Pine, 3 1/2 Colonial 1
Interior Color / Finish: Prefinished White Paint Interior
Wrapping Information: Perimeter Length = 0".

Location: None Assigned

Thank You For Your Interest In Pella® Products

PELLA WARRANTY:

Pella® products are covered by Pella's limited warranties in effect at the time of sale. All applicable product warranties are incorporated into and become a part of this contract. Please see the warranties for complete details, taking special note of the two important notice sections regarding installation of Pella® products and proper management of moisture within the wall system. Neither Pella Corporation nor the branch will be bound by any other warranty unless specifically set out in this contract. However, Pella Corporation will not be liable for branch warranties which create obligations in addition to or obligations which are inconsistent with Pella written warranties.

Clear opening (egress) information does not take into consideration the addition of a Rolscreen® [or any other accessory] to the product. You should consult your local building code to ensure your Pella® products meet local egress requirements.

Customer Signature

Pella Contractor Signature

Date

Date

Order Totals	
Taxable Subtotal	\$10,266.28
Sales Tax	\$0.00
Non-taxable Subtotal	\$0.00
Total	\$10,266.28

For more information regarding the finishing, maintenance, service and warranty of all Pella® products, visit the Pella® website at www.pella.com